

space.pro^o

CONTRACT

Classic
sliding doors



This versatile design will work across any home.

Choose from a variety of frame finishes. Either complement with matching wood effect panels or make a bolder statement by combining wood effects and glass panels.

New homes
New spaces



Call **0333 344 8583**

Email **tenders@spaceprocontract.com**

Or visit **spaceprocontract.com** for more information

Classic



Colours (standard range)

Panel



Glass & mirror




* Frames are colour matched to panel choice.
Introducing Cashmere & Stone grey for 2017.


Door designs




Single panel



2 panel




Fineline



Wideline



Extra wideline



4 panel

Technical information

Calculating doors and overlap widths.

Sliding door overlap	35mm
Door height	Opening height minus 54mm (track & wheel allowance)
Door width (for sliding doors) (not including liners)	$\frac{\text{Opening width} + (\text{number of overlaps} \times \text{overlap length})}{\text{Number of doors}}$
Stile length	Equivalent to door height
Rails & h-section lengths	Finished door width minus 2 x overlap
Panel height (1 panel)	Door height minus 2mm
Panel height (multi panel)	Panel height divided by the quantity minus 1mm for each break
Panel width	Finished door width minus 2mm

Door construction

- Steel frame
- 8mm wood effect panel
- 4mm glass & mirror
(4mm backing board is used with glass and mirror panels in doors with multiple panel in mixed materials)